

# PANORAMIC DOORS

## CHAMBERLIN XL SERIES FOLDING DOOR

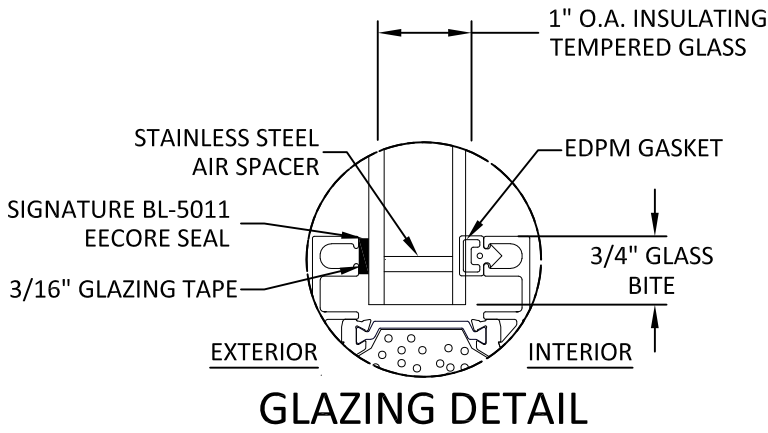
### (NON-HVHZ) (NON-IMPACT)

GENERAL NOTES:

- THE PRODUCT SHOWN HEREIN IS DESIGNED AND MANUFACTURED TO COMPLY WITH THE CURRENT EDITION FLORIDA BUILDING CODE (FBC) **EXCLUDING** HVHZ. ALL PRODUCTS UNDER THE SCOPE OF THIS DOCUMENT HAVE BEEN EVALUATED ACCORDING TO THE FOLLOWING:
  - ASTM E283-04(12)
  - ASTM E330-14
  - ASTM E547-00(16)
- ADEQUACY OF THE EXISTING STRUCTURAL CONCRETE/MASONRY, 2X AND METAL STUD FRAMING AS A MAIN WIND FORCE RESISTING SYSTEM CAPABLE OF WITHSTANDING AND TRANSFERRING APPLIED PRODUCT LOADS TO THE FOUNDATION IS THE RESPONSIBILITY OF THE ENGINEER OR ARCHITECT OF RECORD FOR THE PROJECT OF INSTALLATION.
- 1X AND 2X BUCKS (WHEN USED) SHALL BE DESIGNED AND ANCHORED TO PROPERLY TRANSFER ALL LOADS TO THE STRUCTURE. BUCK DESIGN AND INSTALLATION IS THE RESPONSIBILITY OF THE ENGINEER OR ARCHITECT OF RECORD FOR THE PROJECT OF INSTALLATION.
- INSTALL INDIVIDUAL INSTALLATION ANCHORS WITHIN A TOLERANCE OF  $\pm 1/4$  INCH OF THE DEPICTED LOCATION IN THE ANCHOR LAYOUT DETAIL (I.E., WITHOUT CONSIDERATION OF TOLERANCES). TOLERANCES ARE NOT CUMULATIVE FROM ONE INSTALLATION ANCHOR TO THE NEXT.
- THE INSTALLATION DETAILS DESCRIBED HEREIN ARE GENERIC AND MAY NOT REFLECT ACTUAL CONDITIONS FOR A SPECIFIC SITE. IF SITE CONDITIONS CAUSE INSTALLATION TO DEVIATE FROM THE REQUIREMENTS DETAILED HEREIN, A LICENSED ENGINEER OR ARCHITECT SHALL PREPARE SITE SPECIFIC DOCUMENTS FOR USE WITH THIS DOCUMENT.
- APPROVED IMPACT PROTECTIVE SYSTEM **IS REQUIRED** TO PROTECT THIS PRODUCT IN AREAS REQUIRING IMPACT RESISTANCE.
- FRAME MATERIAL: ALUMINUM 6063-T6.
- GLASS SHALL MEET THE REQUIREMENTS OF ASTM E 1300 GLASS CHARTS. SEE SHEET 1 FOR GLAZING DETAIL.

TABLE OF CONTENTS	
SHEET	SHEET DESCRIPTION
1	GENERAL NOTES & GLAZING DETAIL
2	ELEVATION & ANCHOR LAYOUT
3	VERTICAL SECTIONS
4	HORIZONTAL SECTIONS
5	INSTALLATION NOTES & DETAILS

DESIGN PRESSURE RATING		
PANEL SIZE	DESIGN PRESSURE	MISSILE RATING
36" x 116-3/4"	+/- 50 PSF	NON-IMPACT



GLAZING NOTES:

- GLASS TYPE & THICKNESS SHALL COMPLY WITH ASTM E1300 REQUIREMENTS AS WELL AS APPLICABLE SAFETY GLAZING REQUIREMENTS PER THE FBC. TEMPER AND SAFETY GLAZING REQUIREMENTS SHALL BE REVIEWED ON A SITE SPECIFIC BASIS.
- SETTING BLOCK DUROMETER HARDNESS OF 70-90 (SHORE A) AS REFERENCED IN FBC CHAPTER 24.
- SETTING BLOCKS TO BE LOCATED AT 1/4 SPAN LENGTH FOR GLASS WIDER THAN 36" AS PER FBC CHAPTER 24.
- D.L.O. AND DESIGN PRESSURES MAY NOT EXCEED MAX VALUES IN SHEETS 1 & 2.



15050 FRYE ROAD  
FORT WORTH, TX 76155  
PH: (817) 952-3500

TITLE:  
CHAMBERLIN XL SERIES  
FOLDING DOOR  
(NON-HVHZ) (NON-IMPACT)  
GENERAL NOTES & GLAZING DETAIL

PREPARED BY:  
BUILDING DROPS, INC.  
398 E. DANIA BEACH BLVD., STE. 338  
DANIA BEACH, FL 33004  
PH: (954)399-8478  
FAX: (954)744-4738  
WEB: www.buildingdrops.com

REMARKS	BY	DATE

THE INSTALLATION DETAILS DESCRIBED HEREIN ARE GENERIC AND MAY NOT REFLECT ACTUAL CONDITIONS FOR A SPECIFIC SITE. IF SITE CONDITIONS CAUSE INSTALLATION TO DEVIATE FROM THE REQUIREMENTS DETAILED HEREIN, A LICENSED ENGINEER OR ARCHITECT SHALL PREPARE SITE SPECIFIC DOCUMENTS FOR USE WITH THIS DOCUMENT.

HERMES F. NORERO, P.E.  
FLORIDA P.E. No. 73778  
BUILDING DROPS, INC.  
398 E. DANIA BEACH BLVD. # 338  
DANIA BEACH, FL 33004  
FBPE CERT. OF AUTHORIZATION No. 29578

FL #:  
**FL42221**

DATE:  
**07.07.2023**

DWG. BY:  
**OL**

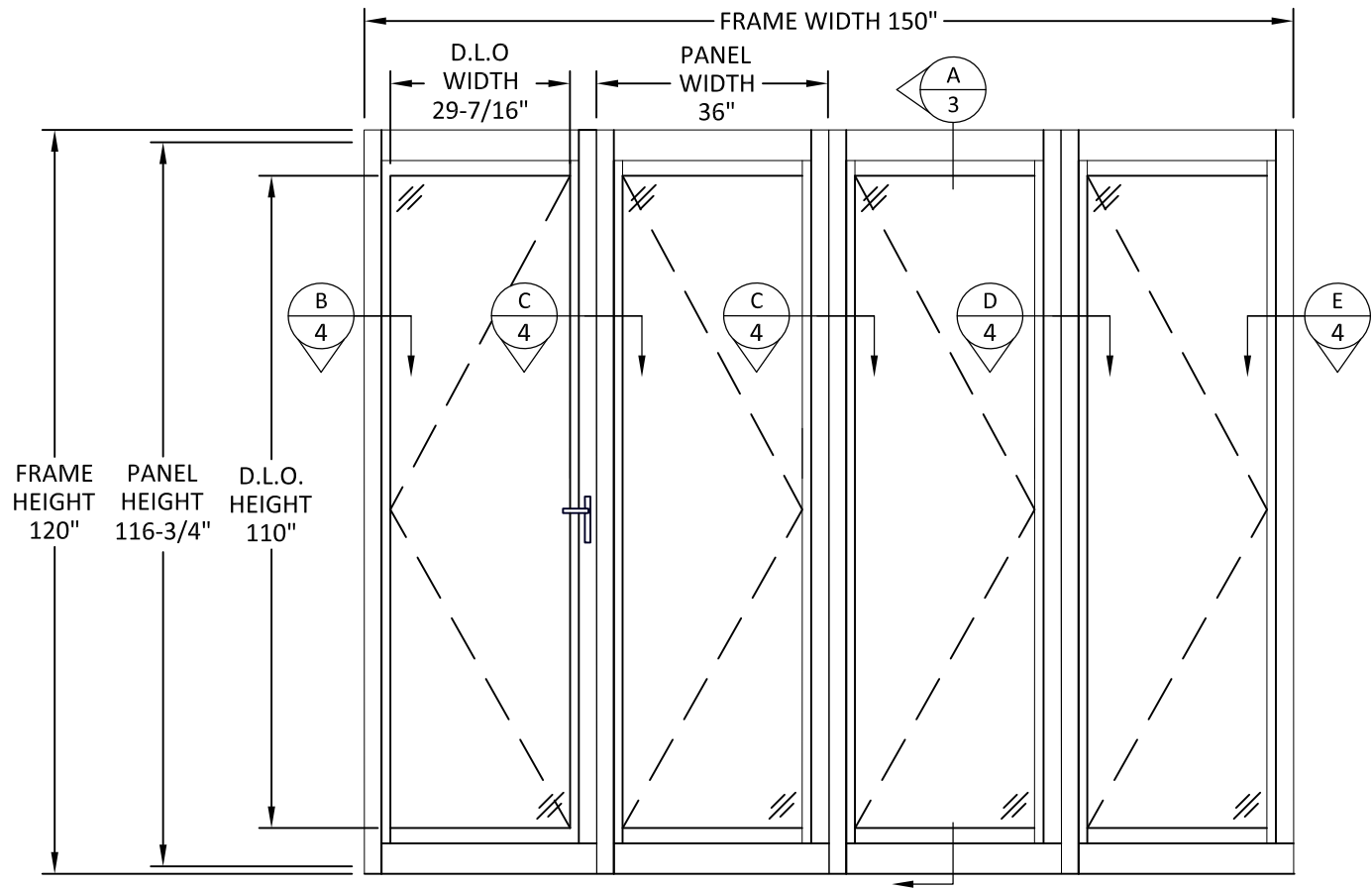
CHK. BY:  
**HFN**

SCALE:  
**NTS**

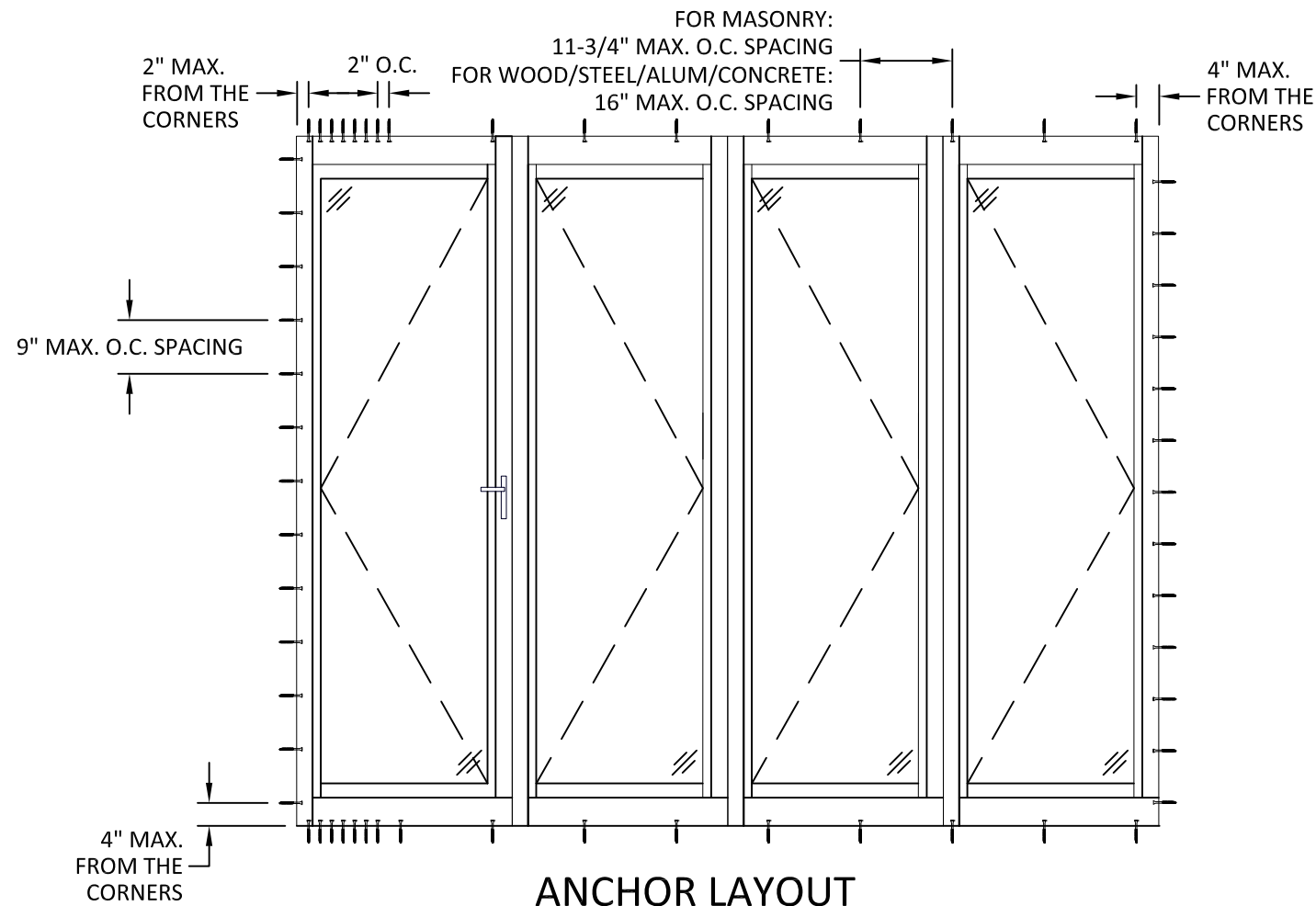
DWG. #:  
**PAD003**

SHEET:  
**1**

OF 5



### TYPICAL ELEVATION



### ANCHOR LAYOUT



15050 FRYE ROAD  
FORT WORTH, TX 76155  
PH: (817) 952-3500

TITLE: CHAMBERLIN XL SERIES  
FOLDING DOOR  
(NON-HVHZ) (NON-IMPACT)  
ELEVATION & ANCHOR LAYOUT

PREPARED BY: BUILDING DROPS, INC.  
398 E. DANIA BEACH BLVD., STE. 338  
DANIA BEACH, FL 33004  
PH: (954) 399-8478  
FAX: (954) 744-4738  
WEB: www.buildingdrops.com



REMARKS	BY	DATE

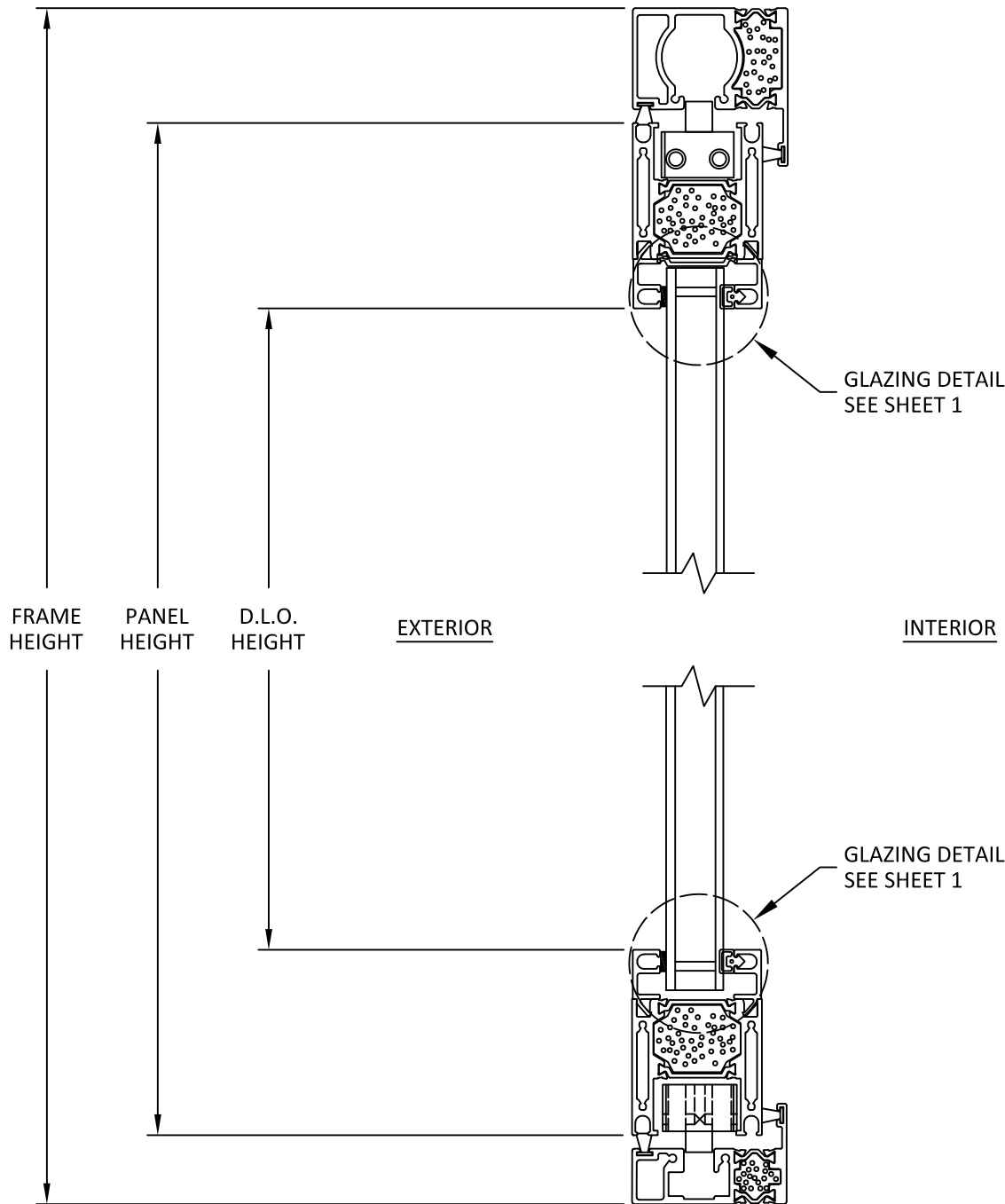
THE INSTALLATION DETAILS DESCRIBED HEREIN ARE GENERIC AND MAY NOT REFLECT ACTUAL CONDITIONS FOR A SPECIFIC SITE. IF SITE CONDITIONS CAUSE INSTALLATION TO DEVIATE FROM THE REQUIREMENTS DETAILED HEREIN, A LICENSED ENGINEER OR ARCHITECT SHALL PREPARE SITE SPECIFIC DOCUMENTS FOR USE WITH THIS DOCUMENT.



HERMES F. NORERO, P.E.  
FLORIDA P.E. No. 73778  
BUILDING DROPS, INC.  
398 E. DANIA BEACH BLVD. # 338  
DANIA BEACH, FL 33004  
FBPE CERT. OF AUTHORIZATION No. 29578

FL #:	FL42221
DATE:	07.07.2023
DWG. BY:	OL
CHK. BY:	HFN
SCALE:	NTS
DWG. #:	PAD003

SHEET: 2 OF 5



**A**  
**3**      **VERTICAL SECTION**  
CHAMBERLIN XL SERIES FOLDING DOOR




15050 FRYE ROAD  
FORT WORTH, TX 76155  
PH: (817) 952-3500

TITLE:  
CHAMBERLIN XL SERIES  
FOLDING DOOR  
(NON-HVHZ) (NON-IMPACT)  
VERTICAL SECTION

PREPARED BY:  
 **BUILDING DROPS**  
BUILDING DROPS, INC.  
398 E. DANIA BEACH BLVD., STE. 338  
DANIA BEACH, FL 33004  
PH: (954) 399-8478  
FAX: (954) 744-4738  
WEB: www.buildingdrops.com

REMARKS	BY	DATE

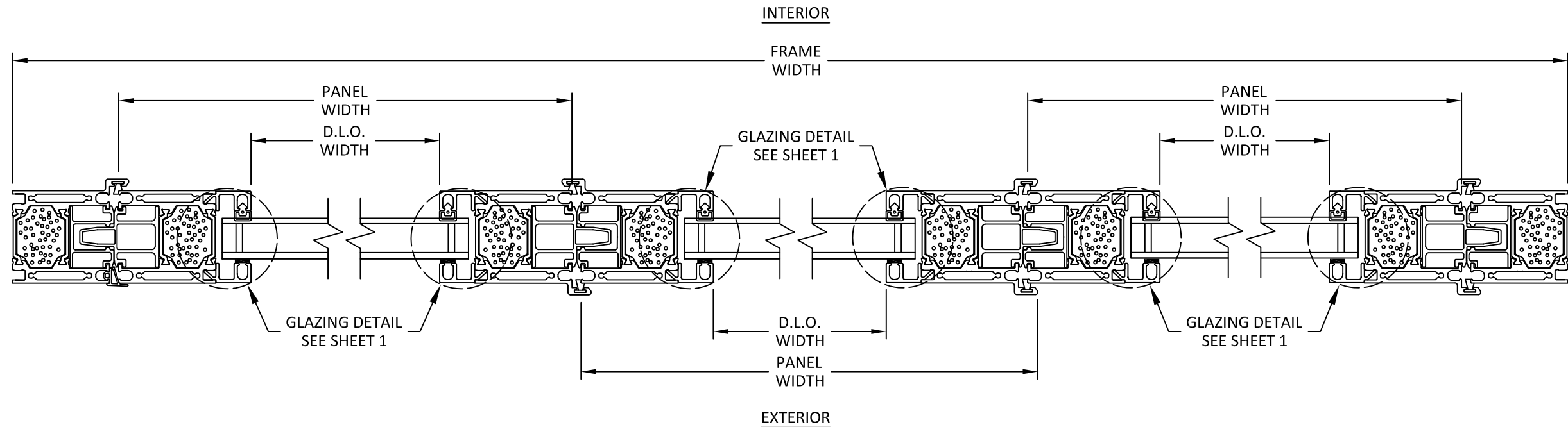
THE INSTALLATION DETAILS DESCRIBED HEREIN ARE GENERIC AND MAY NOT REFLECT ACTUAL CONDITIONS FOR A SPECIFIC SITE. IF SITE CONDITIONS CAUSE INSTALLATION TO DEVIATE FROM THE REQUIREMENTS DETAILED HEREIN, A LICENSED ENGINEER OR ARCHITECT SHALL PREPARE SITE SPECIFIC DOCUMENTS FOR USE WITH THIS DOCUMENT.



HERMES F. NORERO, P.E.  
FLORIDA P.E. No 73778  
BUILDING DROPS, INC.  
398 E. DANIA BEACH BLVD. # 338  
DANIA BEACH, FL 33004  
FBPE CERT. OF AUTHORIZATION No. 29578

FL #:	FL42221	
DATE:	07.07.2023	
DWG. BY:	OL	CHK. BY: HFN
SCALE:	NTS	
DWG. #:	PAD003	

SHEET:  
**3**



**B** **HORIZONTAL SECTION**  
**4** JAMB

**C** **HORIZONTAL SECTION**  
**4** MEETING STILE

**D** **HORIZONTAL SECTION**  
**4** INTERMEDIATE STILE

**E** **HORIZONTAL SECTION**  
**4** JAMB



15050 FRYE ROAD  
FORT WORTH, TX 76155  
PH: (817) 952-3500

TITLE:  
CHAMBERLIN XL SERIES  
FOLDING DOOR  
(NON-HVHZ) (NON-IMPACT)  
HORIZONTAL SECTIONS

PREPARED BY:  
**BD**  
BUILDING DROPS  
BUILDING DROPS, INC.  
398 E. DANIA BEACH BLVD., STE. 338  
DANIA BEACH, FL 33004  
PH: (954) 399-8478  
FAX: (954) 744-4738  
WEB: www.buildingdrops.com

REMARKS	BY	DATE

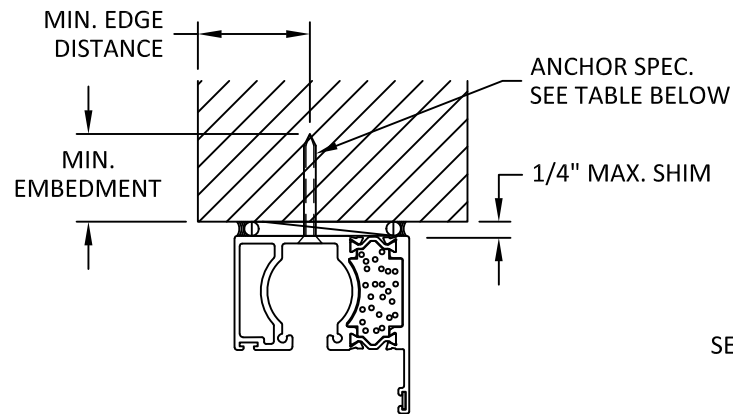
THE INSTALLATION DETAILS DESCRIBED HEREIN ARE GENERIC AND MAY NOT REFLECT ACTUAL CONDITIONS FOR A SPECIFIC SITE. IF SITE CONDITIONS CAUSE INSTALLATION TO DEVIATE FROM THE REQUIREMENTS DETAILED HEREIN, A LICENSED ENGINEER OR ARCHITECT SHALL PREPARE SITE SPECIFIC DOCUMENTS FOR USE WITH THIS DOCUMENT.



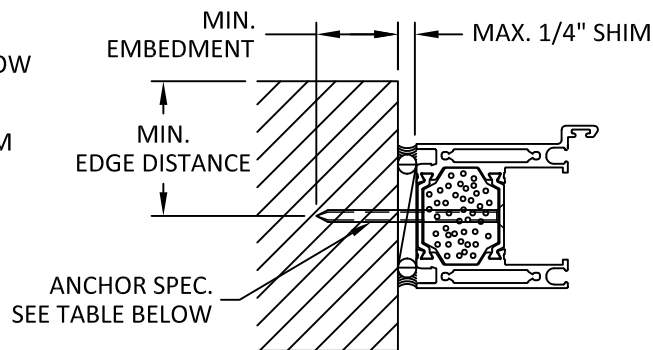
HERMES F. NORERO, P.E.  
FLORIDA P.E. No. 73778  
BUILDING DROPS, INC.  
398 E. DANIA BEACH BLVD. # 338  
DANIA BEACH, FL 33004  
FBPE CERT. OF AUTHORIZATION No. 29578

FL #:	FL42221	
DATE:	07.07.2023	
DWG. BY:	OL	CHK. BY: HFN
SCALE:	NTS	
DWG. #:	PAD003	

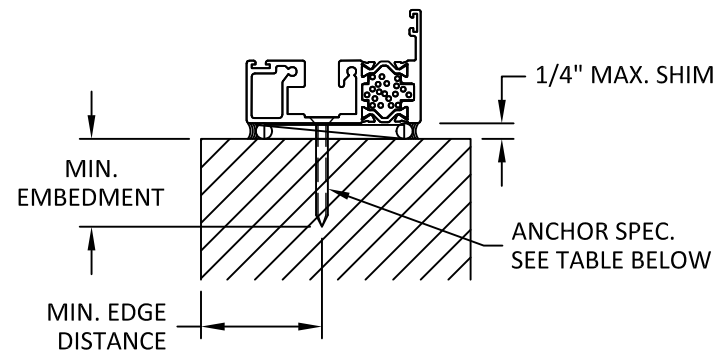
SHEET:  
**4**  
OF 5



**F**  
**5** INSTALLATION DETAILS  
HEAD



**G**  
**5** INSTALLATION DETAILS  
JAMB



**H**  
**5** INSTALLATION DETAILS  
SILL

INSTALLATION NOTES:

- ONE (1) INSTALLATION ANCHOR IS REQUIRED AT EACH ANCHOR LOCATION.
- THE NUMBER OF INSTALLATION ANCHORS DEPICTED IS THE MINIMUM NUMBER OF ANCHORS TO BE USED FOR PRODUCT INSTALLATION OF THE MAXIMUM SIZE LISTED.
- INSTALL INDIVIDUAL INSTALLATION ANCHORS WITHIN A TOLERANCE OF ±1/4 INCH THE DEPICTED LOCATION & SPACING IN THE ANCHOR LAYOUT DETAILS (I.E., WITHOUT CONSIDERATION OF TOLERANCES). TOLERANCES ARE NOT CUMULATIVE FROM ONE INSTALLATION ANCHOR TO THE NEXT.
- SHIM AS REQUIRED AT EACH INSTALLATION ANCHOR WITH LOAD BEARING SHIM(S). MAXIMUM ALLOWABLE SHIM STACK TO BE 1/4 INCH. SHIM WHERE SPACE OF 1/16 INCH OR GREATER OCCURS. SHIM(S) SHALL BE CONSTRUCTED OF HIGH DENSITY PLASTIC OR BETTER.
- FOR MASONRY OR CONCRETE OPENINGS, A 1X WOOD BUCK MAY BE USED (OPTIONAL) AS LONG AS THE MINIMUM EMBEDMENT AND EDGE DISTANCE REQUIREMENTS ARE STILL MET WITHIN THE CORRESPONDING HOST SUBSTRATE. SEE GENERAL NOTE #3 ON SHEET 1 FOR MORE INFORMATION.
- MINIMUM EMBEDMENT AND EDGE DISTANCE EXCLUDE WALL FINISHES, INCLUDING BUT NOT LIMITED TO STUCCO, FOAM, BRICK VENEER, AND SIDING.
- INSTALLATION ANCHORS AND ASSOCIATED HARDWARE MUST BE MADE OF CORROSION RESISTANT MATERIAL OR HAVE A CORROSION RESISTANT COATING.
- FOR HOLLOW BLOCK AND GROUT FILLED BLOCK, DO NOT INSTALL INSTALLATION ANCHORS INTO MORTAR JOINTS. EDGE DISTANCE IS MEASURED FROM FREE EDGE OF BLOCK OR EDGE OF MORTAR JOINT INTO FACE SHELL OF BLOCK.
- INSTALLATION ANCHORS SHALL BE INSTALLED IN ACCORDANCE WITH ANCHOR MANUFACTURER'S INSTALLATION INSTRUCTIONS, AND ANCHORS SHALL NOT BE USED IN SUBSTRATES WITH STRENGTHS LESS THAN THE MINIMUM STRENGTH SPECIFIED BY THE ANCHOR MANUFACTURER.

ANCHOR SCHEDULE				
METHOD	SUBSTRATE	ANCHOR TYPE	MIN. EMBEDMENT	MIN. EDGE DISTANCE
THROUGH FRAME	WOOD: MIN. S.G. = 0.55	#8 FH WOOD SCREW	1.5"	1"
	STEEL: MIN. 16 GA. MIN. Fy = 36 ksi	#8 GRADE 5 FH SELF-DRILLING/ SELF-TAPPING SCREW	3 THREADS MIN PENETRATION BEYOND METAL	0.5"
	ALUMINUM: MIN. 1/8" THICK MIN. 6063-T5			
	CONCRETE: MIN. f'c = 3000 psi	3/16" FH ITW TAPCON	1.5"	1.75"
	MASONRY: CMU per ASTM C90 MIN. 2000 PSI		1"	2"



15050 FRYE ROAD  
FORT WORTH, TX 76155  
PH: (817) 952-3500


TITLE: CHAMBERLIN XL SERIES  
FOLDING DOOR  
(NON-HVHZ) (NON-IMPACT)  
INSTALLATION DETAILS & NOTES

PREPARED BY: BUILDING DROPS, INC.  
398 E. DANIA BEACH BLVD., STE. 338  
DANIA BEACH, FL 33004  
PH: (954) 399-8478  
FAX: (954) 744-4738  
WEB: www.buildingdrops.com



REMARKS	BY	DATE

THE INSTALLATION DETAILS DESCRIBED HEREIN ARE GENERIC AND MAY NOT REFLECT ACTUAL CONDITIONS FOR A SPECIFIC SITE. IF SITE CONDITIONS CAUSE INSTALLATION TO DEVIATE FROM THE REQUIREMENTS DETAILED HEREIN, A LICENSED ENGINEER OR ARCHITECT SHALL PREPARE SITE SPECIFIC DOCUMENTS FOR USE WITH THIS DOCUMENT.



HERMES F. NORERO, P.E.  
FLORIDA P.E. No 73778  
BUILDING DROPS, INC.  
398 E. DANIA BEACH BLVD. # 338  
DANIA BEACH, FL 33004  
FBPE CERT. OF AUTHORIZATION No. 29578

FL #: **FL42221**

DATE: **07.07.2023**

DWG. BY: **OL** CHK. BY: **HFN**

SCALE: **NTS**

DWG. #: **PAD003**

SHEET:

**5**